

AQUABILITI™

Next Wave Healthcare

0.9% Sodium Chloride Injection, USP

Aquastat SFR™ Sterile Field Saline Flush Syringe

Caution: Federal (USA) law restricts this device to sale by or on the order of a physician.

Description:

Aquastat™ Sterile Field Ready (SFR) Saline Flush Syringe contains sterile, non-pyrogenic, preservative free 0.9% Sodium Chloride Injection, USP in a plastic, disposable single use syringe. No latex used in the manufacture of this device.







Package contents are sterile and Ready for Use on a Sterile Field.







Indications and Usage:

Aquastat SFR™ Saline Flush Syringes are intended for the flushing of compatible intravenous administration sets and indwelling vascular access devices.

Contraindications: None.

Symbol Legend:

	Manufacturer
	Catalog number
	Consult instructions for use
	Use by date
	By prescription only
	Single Use Only

	Temperature limitation
	Caution
	Lot number
	Do not use if pack is opened or damaged
	Sterilized by irradiation
	Do not re-sterilize



Caution! Caution statements describe conditions or actions that can result in damage to the product

Cautions:

1. Do not use if package is not intact.
2. Do not use if tip cap is improperly affixed or dislodged from syringe tip or syringe is damaged exhibiting signs of leakage.
3. Do not use syringe if upon visual inspection solution is discolored, cloudy or hazy, contains a precipitate or has any type of particulate matter.
4. Verify expiration date. Do not use if product has expired.

Adverse Events: None.

Storage: Store at 20-25°C (68-77°F) excursions permitted to 15-30°C (59-86°F); Do not Freeze.

Directions for Use:

1. Suitable for use on a sterile field utilizing proper aseptic technique.
2. Open package by peeling flaps gently and firmly apart.
3. Remove syringe cap by twisting off.
4. If required, attach blunt cannula or needle to syringe following applicable manufacturer and institution guidelines.
5. Hold syringe upright and expel air if present.
6. Attach to needleless system or IV access device and flush adhering to institution's policies and indwelling device manufacturer's recommendations.
7. Discard unit after single use. Do not reuse.

How Supplied:

Aquastat SFR™ Sterile Field Saline Flush Syringes are provided in sterile, peel apart packages in cartons containing individually packaged syringes. Scan QR code with a QR code scanner for a digital copy of the Instructions for Use.

Reorder No. 2S0705 - 05mL in 12mL syringe - 240/case

Reorder No. 2S0706 - 10mL in 12mL syringe - 240/case

L0002.C